

RICOH Essential Devices



Introduction	2
Smart businesses rely on Ricoh	3-5
Device comparison	6
Why partner with Ricoh	7



Introducing the new range of RICOH Essential Devices

At the core of your business is your information – your knowledge, data and ideas. The day-to-day functioning and growth of your business is dependent on sharing, using and protecting this information.

To get the most out of your documents and data you need a device that enables efficient, simple and secure document management. A device that meets your business needs, from outstanding print output to seamless digitisation and connectivity. And for that, you can rely on Ricoh.

With a Ricoh Essential Device you can print, scan, share, digitise and store your documents at the touch of a button – and do it all with outstanding reliability, sustainability and productivity.

Smart businesses rely on Ricoh

Join the millions of users worldwide that benefit from the outstanding quality, reliability and security of Ricoh devices.

Minimal maintenance, maximum uptime

Ricoh Essential Devices are easy to use and maintain, with outstanding accessibility and an intuitive user experience built in to the device design.

Install your new device in just a few steps. No hassle, no IT expertise, no engineer required. The installation wizard provides an easy to follow step-by-step guide so you can be up and running in minutes. Maintenance is minimal and straightforward, with simple tools that help maximise device uptime, so your employees can get on with the job without disruption. Ricoh's long-life drum and high yield toner cartridges mean fewer replacements are needed - minimising interruptions to employees using the device. Get your toner replenished as needed with Ricoh's @Remote monitoring tool with automatic toner delivery, and avoid unnecessary service calls with our maintenance kit which allows you to replace parts easily when needed.



If you have a large fleet of devices, the Device Manager NX software solution makes it easy to manage and maintain a fleet of up to 5,000 devices, including multi-site deployments. IT staff can centrally manage a large enterprise fleet, including third-party and USB-connected devices in addition to Ricoh models. Configuration settings can be quickly cloned across the fleet, allowing for consistency and freeing up administrative resources and costs at a local level.



Ricoh reliability

Customers worldwide depend on the rock-solid reliability of Ricoh devices. Our durable parts, high duty print capabilities and laser print technology mean you can expect the highest quality results, over and over again. For the best quality print, make sure you use genuine Ricoh supplies. By choosing the correct genuine Ricoh supplies designed to perfectly complement your Ricoh device, you can rely on getting the best quality print results every time.



A sustainable approach

In partnering with Ricoh you're making an environmentally sound choice thanks to our deep commitment to minimising the environmental impact of our devices and workflow. It is Ricoh's intention to continue to meet the global standards for energy and resource efficiency, as defined by the Blue Angel Mark in Europe and EPEAT and Energy Star in North America.

Ricoh devices have one of the lowest energy consumption levels in the industry, both in Typical Electricity Consumption (TEC) and actual power consumption. Default Auto Off timer setting lowers power consumption, running costs and carbon footprint when the device is not active, while quick recovery time makes sure there is no impact on your productivity. Resource Smart offerings allow your business to optimise waste management and re-use valuable resources to cut costs and reduce environmental harm.

Built-in security

Data encryption for scanned and print files protects against 'man in the middle' attacks inside your IT environment. User authentication helps control who has access to sensitive documents, so that print output is only collected by those authorised to do so. Our Data Overwrite solution ensures latent data stored on the device is overwritten before the next job begins, so in the unlikely event of the hard drive being accessed maliciously, any remaining data would be destroyed.


Rigorous security features and capabilities are built into every Ricoh device by design. Security is in the DNA of our entire workplace portfolio. Always has been, always will be.

Outstanding performance in print and digital

With a Ricoh Essential Device you can expect the highest quality print results. Get high image quality and clear, crisp fonts, without over-saturating effects. Most Ricoh devices meet the ISO 11798 archive standard for document permanence and readability.

With our advanced printing technologies you can produce crisp images and precise text at up to 1200dpi resolution with high productivity. Want to print directly onto letterhead or labels? No problem. Ricoh devices support a wide range of media, allowing you to switch easily between various print jobs without the need to outsource.

An intuitive operation panel is key to helping users get the most out of the device. Ricoh's touch panel has a logical menu and workflow so users can navigate options with ease.



But your Ricoh device is much more than a printer – it's the hub of your business' document management workflow. Digitise your document processes to enable swift yet secure access to information as its needed, with easy-to-use scan-to-folder functionality.

































RICOH Smart Device Connector

Connect mobile devices and other mobile applications to the device to print, scan and access documents seamlessly – so your teams can access and share information quickly and easily.

With Wireless Direct visitors can quickly establish a connection with the device without the need to join your organisation's network.

Device comparison

Series	Models	Capabilities	Speed	Connectivity	Capacity
Colour					
	RICOH P C300W RICOH P C301W		25 ppm		751 sheets
	RICOH M C250FWB RICOH M C250FW	   	25 ppm		751 sheets
	RICOH P C600		40 ppm		2,100 sheets
B&W					
Mid-volume					
	RICOH M 2700	   	27 ppm		1,600 sheets
	RICOH M 2701	   	27 ppm		1,600 sheets
	RICOH P 501 RICOH P 502		43 ppm		2,100 sheets
High-volume					
	RICOH P 800 RICOH P 801		55 ppm 60 ppm		2,600 sheets

Legend

Capabilities

	Copy		Print
	Scan		Fax


Connectivity

	Wireless connectivity		Smart Operation Panel
	EFI controller		

Speed

 25 ppm Speed (pages per minute)

Paper capacity

 2,100 sheets Paper capacity (maximum paper input)

Why partner with Ricoh

Ricoh is empowering digital workplaces using innovative technologies and services enabling individuals to work smarter.



Market leader

For more than 80 years, Ricoh has been driving innovation and is a leading provider of document management solutions, IT services, commercial and industrial printing, digital cameras, and industrial systems.



Security and certification

Ricoh is ISO 27001 certified and committed to continuing to comply with this information security management system (ISMS). This certification is the international standard that describes best practice for an ISMS.



Customer satisfaction

Our customers' satisfaction is our priority. That's why we offer a broad range of expert consultants, technicians and support staff to our customers, delivering outstanding service and support when it's needed.

Ricoh Ireland Ltd.

160 Airside Business
Park, Swords
11 Co Dublin
Ireland



+353 1 8953900

