



Axel

THE DESK THAT BOOSTS WELL-BEING

Thanks to its sit-stand worktop adjustment system, the AXEL desk keeps users moving and generally improves well-being at work.



Antibacterial
surface



AXEL desks can be fitted with either a manual crank or an electric drive, and come in both individual and shared-structure versions. Meeting tables are also available.



2 types of adjustment system



Manual crank

Retracts below the worktop
H. 71.5 to 115.5 cm



Electric drive

Control panel with 4-position
memory function
H. 65 to 130 cm



Versatile & ergonomic



.....

Powerful & quiet

Twin drive system
(one in each leg upright)

.....

Safe

Built-in anti-collision
technology (on the
electric drive version)

.....

Optimised

Single height-adjustable
structure for worktops of
width 120 to 180 cm

.....

Cable management

Cable trough spanning
the 2 legs (shared-structure
versions only)

Options




Castors

With brakes, dia. 40 mm
(suitable for all floor
types)



Cable channel

For shared-structure
desks





Configure AXEL



Work



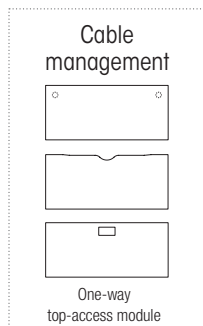
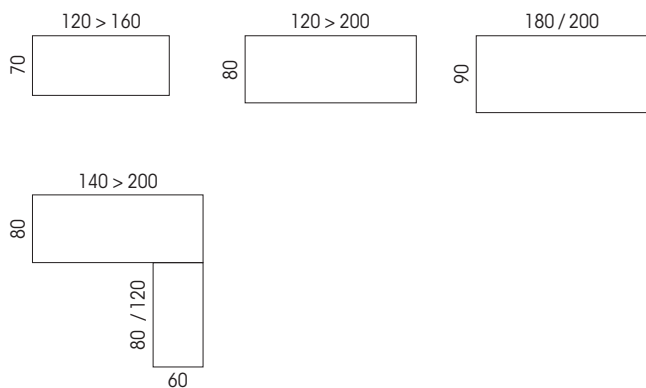
Meet



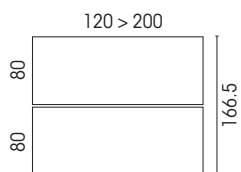


Overview

Individual desks

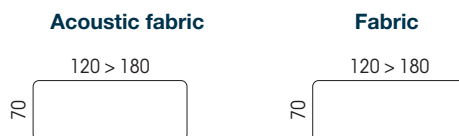


Shared-structure desks



Desktop screens

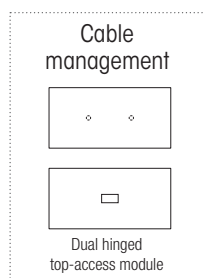
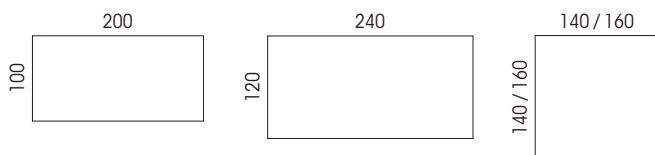
For shared-structure desks



See p. 116 for desktop screens for individual desks

Meeting tables


(only available with electric drive)



Shade card

Melamine

Worktops (thk 25 mm)



Metal

Legs



Fabric

Screens



PRICE P.29

Details and availability

VIEW ALL RESOURCES ONLINE

