



# Lutz

## THE AFFORDABLE SIT-STAND DESK

A range of individual electric sit-stand desks that combine ergonomic benefits with sleek styling.





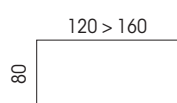
Style and quality at affordable prices.



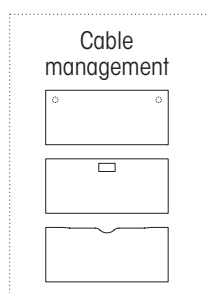
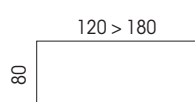


## Overview

### Thk. 19 mm



### Thk. 25 mm



## Adjustment system



### Electric drive

Control panel with 4-position  
memory function  
H. 71.5 to 117.5 cm



## Economical & ergonomic



### Cable management

Cable ports, scalloped edge, or top-access module

### Optimised

Single height-adjustable structure for worktops of width 120 to 180 cm

### Choice of worktop

Thickness 19 mm or 25 mm

## Shade card

### Melamine

Worktops (thk 19 mm\* or 25 mm)



MG



N5



MA



R2



RI



R3



N6



M9



**MK\***  
Black velvet  
melamine

\* The 19 mm worktops are only available in finishes RI and MG

### Metal

Legs



SO



Z4



SG

## Options



### Castors

With brakes, dia. 40 mm (suitable for all floor types)



### Cable channel

Extendable vertical cable channel

**PRICE P.34**

Details and availability

**VIEW ALL RESOURCES  
ONLINE**

