

# NOOM

serie 50

— By Alegre Design —



The enormous versatility and personalization capacity of **Noom**, designed by the **Alegre Design** studio, allows this line to fit into areas that include lobbies, waiting areas, meeting rooms and hotels, among others. And it achieves this thanks to chairs, armchairs, benches with an affable and transverse design available in a wide variety of options in terms of seat and structure, from armchairs with metal and wooden bases to high benches for counter and restaurant bar.

In its creation, **Noom** combines handcrafted upholstery with pattern-making technologies and 3D seams that generate new sensations from a line of soft seating that find their space organically in contract and work environments.



**ACTIU**  
www.actiu.com

*Design goes beyond aesthetics: innovation, space and furniture go hand in hand to create environments that are friendlier, more comfortable and more motivating for people: environments that are more dynamic, fresh, creative, ergonomic and functional.*

*A business philosophy in which design is part of our DNA, as we apply it to every facet of the company: products, architecture, projects, brand, communication, work spaces ...*

## Content:

Presentation .....01

## Technical Data

• Noom Serie 50 - 4 Legs chair.....	02
• Noom Serie 50 - Cantilever / 4 wood legs.....	03
• Noom Serie 50 - Stacking.....	04
• Noom Serie 50 - 4 spoke bases.....	05
• Noom Serie 50 - 5 spoke bases.....	06
• Noom Serie 50 - Beam seating.....	07
Available finishes.....	08
Weight, Volume, Pack and Ecodesign.....	10
Standards and EPD.....	13

## Price List

• <b>Noom serie 50 - Polypropylene</b>	
• Steel structure.....	14
• Optional Accessories.....	15
• Training.....	16
• Colour Steel structure.....	17
• 4 wood legs.....	18
• 4/5 spoke bases.....	19
• Beam seating.....	20
• <b>Noom serie 50 - Upholstered</b>	
• Steel structure.....	21
• Optional Accessories.....	22
• 4 wood legs.....	23
• 4/5 spoke bases.....	24
• Beam seating.....	25

**Noom Serie 50**

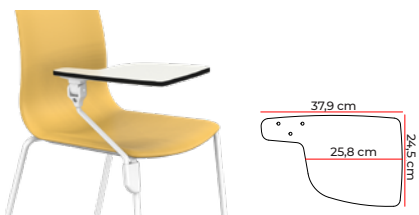


Model	NOOM Serie 50 - Chair				NOOM S50 - TRAINING
<b>Model reference</b>	4 metal legs <b>without Arms</b>	4 metal legs <b>with simple arm</b>	4 metal legs <b>with Closed arms with armrest</b>	4 metal legs <b>with Closed arms without armrest</b>	4 metal legs <b>with writing tablet with self-return</b>
<b>Model of Backrest</b>	<b>High Backrest</b>	<b>High Backrest</b>	<b>High Backrest</b>	<b>High Backrest</b>	<b>High Backrest</b>
<b>Backrest and Seat</b>	<b>Polypropylene:</b> Polypropylene (P.P) frame, 5 mm thick, with glass fibre. <b>Optional seat Pad</b> Upholstered with an ergonomic cushion (110-120 kg/m <sup>3</sup> ) in upholstered or PUR <b>Upholstered:</b> Polypropylene (P.P) frame, with PU (polyurethane) flexible molded foam density of 40kg/m <sup>3</sup> , upholstered finish with simple cleaning and maintenance.				
<b>Arms</b>	Model without arms	Model with simple arm, with PP armrest.	Model with closed arms with PP armrest.	Model with closed arms without armrest.	Model with compact laminate writing tablet with self-return.
<b>Bottom structure</b>	Bottom structure: 24,5 x 12 mm ovale steel tube bars, 1,5 mm thick. Lower polypropylene frame covering the structure.				
<b>Structure</b>	Structure made with cylindrical hot-rolled steel tubes, Ø16mm and e=2 mm, with a 90-micron thick epoxy paint coating.				
<b>Supports</b>	End caps in a black finish with felt silent pad-anti scratch.	End caps in a black finish with felt silent pad-anti scratch.	End caps in a black finish with felt silent pad-anti scratch.	End caps in a black finish with felt silent pad-anti scratch.	End caps in a black finish with felt silent pad-anti scratch.
<b>Dimensions</b>	<b>Total Dimensions:</b> Height: 836 mm Width: 508 mm Depth: 558 mm <b>Dimensions Seat:</b> Height: 473 mm Width: 443 mm Depth: 516 mm	<b>Total Dimensions:</b> Height: 836 mm Width: 622 mm Depth: 558 mm <b>Dimensions Seat:</b> Height: 473 mm Width: 443 mm Depth: 516 mm	<b>Total Dimensions:</b> Height: 836 mm Width: 585 mm Depth: 563 mm <b>Dimensions Seat:</b> Height: 473 mm Width: 443 mm Depth: 516 mm	<b>Total Dimensions:</b> Height: 836 mm Width: 585 mm Depth: 563 mm <b>Dimensions Seat:</b> Height: 473 mm Width: 443 mm Depth: 516 mm	<b>Total Dimensions:</b> Height: 836 mm Width: 508 mm Depth: 701 mm <b>Dimensions Seat:</b> Height: 473 mm Width: 443 mm Depth: 516 mm

**OPTIONAL ACCESSORIES**

Optional removable writing tablet in 3 mm compact laminate; can be placed on the right or left.

*Chairs with a writing tablet stack 4 chairs in the standard way.*



**Noom Serie 50**



Model	NOOM Serie 50 - Cantilever			NOOM Serie 50 - 4 Wood Legs	
<b>Model reference</b>	Cantilever <b>without Arms</b>	Cantilever <b>with simple arm</b>	Cantilever stool <b>without arms</b>	4 wood legs <b>without arms</b>	4 wood legs stool <b>without arms</b>
<b>Model of Backrest</b>	<b>High Backrest</b>	<b>High Backrest</b>	<b>High Backrest</b>	<b>High Backrest</b>	<b>High Backrest</b>
<b>Backrest and Seat</b>	<b>Polypropylene:</b> Polypropylene (P.P) frame, 5 mm thick, with glass fibre. <b>Optional seat Pad</b> Upholstered with an ergonomic cushion (110-120 kg/m <sup>3</sup> ) in upholstered or PUR <b>Upholstered:</b> Polypropylene (P.P) frame, with PU (polyurethane) flexible molded foam density of 40kg/m <sup>3</sup> , upholstered finish with simple cleaning and maintenance.				
<b>Arms</b>	Model Sin Arms	Model with simple arm, with PP armrest.	Model without arms	Model without arms	Model without arms
<b>Bottom structure</b>	Bottom structure: 24,5 x 12 mm ovale steel tube bars, 1,5 mm thick. Lower polypropylene frame covering the structure.			Bottom frame of injected aluminum, which gives the chair greater precision, lightness and recyclability, covering the structure	
<b>Structure</b>	Structure made with cylindrical hot-rolled steel tubes, Ø16mm and e=2 mm, with a 90-micron thick epoxy paint coating.			Wooden legs with a conical shape in a natural beech wood or black lacquered finish.	
<b>Footrest</b>			Ø13x2 mm hot-rolled steel cylindrical tube footrest. Protector for placing feet on chairs with a painted structure.		Ø13x2 mm hot-rolled steel cylindrical tube footrest. Black Finish
<b>Supports</b>	End caps in a black finish with felt silent pad-anti scratch.	End caps in a black finish with felt silent pad-anti scratch.	End caps in a black finish with felt silent pad-anti scratch.	End caps in a black finish with felt silent pad-anti scratch.	End caps in a black finish with felt silent pad-anti scratch.
<b>Dimensions</b>	<b>Total Dimensions:</b> Height: 836 mm Width: 522 mm Depth: 543 mm <b>Dimensions Seat:</b> Height: 473 mm Width: 443 mm Depth: 516 mm	<b>Total Dimensions:</b> Height: 836 mm Width: 622 mm Depth: 543 mm <b>Dimensions Seat:</b> Height: 473 mm Width: 443 mm Depth: 516 mm	<b>Total Dimensions:</b> Height: 1140 mm Width: 518 mm Depth: 563 mm <b>Dimensions Seat:</b> Height: 773 mm Width: 443 mm Depth: 516 mm	<b>Total Dimensions:</b> Height: 836 mm Width: 443 mm Depth: 516 mm <b>Dimensions Seat:</b> Height: 469 mm Width: 443 mm Depth: 516 mm	<b>Total Dimensions:</b> Height: 1137 mm Width: 443 mm Depth: 516 mm <b>Dimensions Seat:</b> Height: 773 mm Width: 443 mm Depth: 516 mm

**OPTIONAL ACCESSORIES**



For **projects of facilities** that require **concatenated joints of the chairs and minimum quantities of 100 units**, consult with **Sales Department**.

Can only be used on armless Cantilever chairs.

## Stacking

The 4 legs chairs is designed for the seats to be stacked on top of one another, with the ability to stack **up to 30 chairs in the stacking cart and up to 10 chairs in the standard way.** (without an upholstered seat)

### Vertical Stacking



4 legs / Cantilever chair:  
without padded seat



4 legs / Cantilever chair:  
with writing tablet

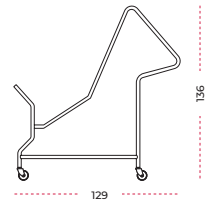
### Trolley stacking



4 legs chair / cantilever chair:  
without padded seat



4 legs chair / cantilever chair:  
with padded seat



### stacking details

		Seat <b>WITHOUT PAD</b>		Seat <b>WITH PAD</b>	
		Model without arms	Models with and without arms	Model without arms	Models with and without arms
		Trolley stacking capacity	Vertical stacking capacity	Trolley stacking capacity	Vertical stacking capacity
		Quantity of chairs	Quantity of chairs	Quantity of chairs	Quantity of chairs
4 legs model	With bottom cover	30	10	16	5
	Without bottom cover	30	10	--	--
	With writing tablet	--	4	--	4
Cantilever frame	With bottom cover	30	10	16	5
	Without bottom cover	30	10	--	--
	With writing tablet	--	4	--	4

**Noom Serie 50**



Model	NOOM Serie 50 - 4/5 spoke Base			
<b>Model reference</b>	Swivel base with 4-spoke and pads	Swivel base with 4-spoke and pads <b>with Closed arms without armrest</b>	Swivel base with 4-spoke and castors	Swivel base with 4-spoke and castors <b>with Closed arms without armrest</b>
<b>Model of Backrest</b>	<b>High Backres</b>	<b>High Backres</b>	<b>High Backres</b>	<b>High Backres</b>
<b>Backrest and Seat</b>	<b>Polypropylene:</b> Polypropylene (P.P) frame, 5 mm thick, with glass fibre. <b>Optional seat Pad</b> Upholstered with an ergonomic cushion (110-120 kg/m <sup>3</sup> ) in upholstered or PUR <b>Upholstered:</b> Polypropylene (P.P) frame, with PU (polyurethane) flexible molded foam density of 40kg/m <sup>3</sup> , upholstered finish with simple cleaning and maintenance.			
<b>Arms</b>	Model without arms	Model with closed arms without armrest.	Model without arms	Model with closed arms without armrest.
<b>Bottom structure</b>	Bottom frame of injected aluminum, in white or black finish.	Bottom frame of injected aluminum, in white or black finish.	Bottom frame of injected aluminum, in white or black finish.	Bottom frame of injected aluminum, in white or black finish.
<b>Base</b>	Ø 69 cm swivel base with 4-spoke, in die-cast aluminium. Base finishes: white or black aluminium.	Ø 69 cm swivel base with 4-spoke, in die-cast aluminium. Base finishes: white or black aluminium.	Ø 69 cm swivel base with 4-spoke, in die-cast aluminium. Base finishes: white or black aluminium.	Ø 69 cm swivel base with 4-spoke, in die-cast aluminium. Base finishes: white or black aluminium.
<b>Footrest</b>				
<b>Mechanism</b>	<b>Swivel seat</b>	<b>Swivel seat</b>	<b>Swivel Seat and Gas Lift</b>	<b>Swivel Seat and Gas Lift</b>
<b>Supports</b>	Black non-slip rubber pad.	Black non-slip rubber pad.	Standard soft hole castors.	Standard soft hole castors.
<b>Dimensions</b>	<b>Total Dimensions:</b> Height: 845 mm Width: 690 mm Depth: 690 mm <b>Dimensions Seat:</b> Height: 482 mm Width: 443 mm Depth: 516 mm	<b>Total Dimensions:</b> Height: 845 mm Width: 690 mm Depth: 690 mm <b>Dimensions Seat:</b> Height: 482 mm Width: 443 mm Depth: 516 mm	<b>Total Dimensions:</b> Height: 813 a 873 mm Width: 690 mm Depth: 690 mm <b>Dimensions Seat:</b> Height: 443 a 503 mm Width: 443 mm Depth: 516 mm	<b>Total Dimensions:</b> Height: 813 a 873 mm Width: 690 mm Depth: 690 mm <b>Dimensions Seat:</b> Height: 443 a 503 mm Width: 443 mm Depth: 516 mm

**Noom Serie 50**



Model	NOOM Serie 50 - 5 spoke Base		
<b>Model reference</b>	Swivel base with 5-spoke and castors	Swivel base with 5-spoke and castors <b>with Closed arms without armrest</b>	Draughtman chair with swivel base with castors
<b>Model of Backrest</b>	<b>High Backres</b>	<b>High Backres</b>	<b>High Backres</b>
<b>Backrest and Seat</b>	<p><b>Polypropylene:</b> Polypropylene (P.P) frame, 5 mm thick, with glass fibre.</p> <p><b>Optional seat Pad</b> Upholstered with an ergonomic cushion (110-120 kg/m<sup>3</sup>) in upholstered or PUR</p> <p><b>Upholstered:</b> Polypropylene (P.P) frame, with PU (polyurethane) flexible molded foam density of 40kg/m<sup>3</sup>, upholstered finish with simple cleaning and maintenance.</p>		
<b>Arms</b>	Model without arms	Model with closed arms without armrest.	Model without arms
<b>Bottom structure</b>	Bottom frame of injected aluminum, in white or black finish.	Bottom frame of injected aluminum, in white or black finish.	Bottom frame of injected aluminum, in white or black finish.
<b>Base</b>	Ø 64 cm swivel base with 5-spoke, in glassfibre polyamide. Black or white finish..	Ø 64 cm swivel base with 5-spoke, in glassfibre polyamide. Black or white finish..	Ø 67.5 cm swivel base with 5-spoke, in glassfibre polyamide. Black or white finish..
<b>Footrest</b>			Footrest in cylindrical tube of hot-rolled steel Ø16x2 mm in chromed.
<b>Mechanism</b>	<b>Swivel Seat and Gas Lift</b>	<b>Swivel Seat and Gas Lift</b>	<b>Swivel Seat and Gas Lift</b>
<b>Supports</b>	Standard silent castors. Other castors and caps in option.	Standard silent castors. Other castors and caps in option.	Inverted Auto-Brake Castors. Caps in option.
<b>Dimensions</b>	<p><b>Total Dimensions:</b> Height: 893 a 943 mm Width: 640 mm Depth: 640 mm</p> <p><b>Dimensions Seat:</b> Height: 438-488 mm Width: 443 mm Depth: 516 mm</p>	<p><b>Total Dimensions:</b> Height: 893 a 943 mm Width: 640 mm Depth: 640 mm</p> <p><b>Dimensions Seat:</b> Height: 438-488 mm Width: 443 mm Depth: 516 mm</p>	<p><b>Total Dimensions:</b> Height: 925 to 1160 mm Width: 675 mm Depth: 675 mm</p> <p><b>Dimensions Seat:</b> Height: 540 to 775 mm Width: 443 mm Depth: 516 mm</p>

**Noom Serie 50**




Model	NOOM Serie 50 - Beam Seating			
<b>Model reference</b>	Beam seating - 3 Places		Beam seating - 4 Places	
<b>Model of Backrest</b>	<b>High Backres</b>	<b>High Backres</b>	<b>High Backres</b>	<b>High Backres</b>
<b>Backrest and Seat</b>	<b>Polypropylene:</b> Polypropylene (P.P) frame, 5 mm thick, with glass fibre. <b>Optional seat Pad</b> Upholstered with an ergonomic cushion (110-120 kg/m <sup>3</sup> ) in upholstered or PUR <b>Upholstered:</b> Polypropylene (P.P) frame, with PU (polyurethane) flexible molded foam density of 40kg/m <sup>3</sup> , upholstered finish with simple cleaning and maintenance.			
<b>Arms</b>	Model without arms	Model without arms	Model without arms	Model without arms
<b>Bottom structure</b>	Bottom frame of injected aluminum, in white or black finish.	Bottom frame of injected aluminum, in white or black finish.	Bottom frame of injected aluminum, in white or black finish.	Bottom frame of injected aluminum, in white or black finish.
<b>Structure/Legs</b>	Lower steel tube structural beam, 60 x 3 mm-thick circular section Injected aluminium legs with a 90-micron thick epoxy paint coating			
<b>Supports</b>	3 mm thick polypropylene (P.P) end caps in a black finish.	3 mm thick polypropylene (P.P) end caps in a black finish.	3 mm thick polypropylene (P.P) end caps in a black finish.	3 mm thick polypropylene (P.P) end caps in a black finish.
<b>Optional Table</b>		Optional C. Laminate table in white or black finish - 13 mm thick		Optional C. Laminate table in white or black finish - 13 mm thick
<b>Dimensions</b>	<b>Total Dimensions:</b> Height: 825 mm Width: 1569 mm Depth: 520 mm <b>Dimensions Seat:</b> Height: 462 mm Width: 443 mm Depth: 516 mm	<b>Total Dimensions:</b> Height: 825 mm Width: 1569 mm Depth: 520 mm <b>Dimensions Seat:</b> Height: 462 mm Width: 443 mm Depth: 516 mm	<b>Total Dimensions:</b> Height: 825 mm Width: 2109 mm Depth: 520 mm <b>Dimensions Seat:</b> Height: 462 mm Width: 443 mm Depth: 516 mm	<b>Total Dimensions:</b> Height: 825 mm Width: 2109 mm Depth: 520 mm <b>Dimensions Seat:</b> Height: 462 mm Width: 443 mm Depth: 516 mm

**STRUCTURE**


Steel



Aluminium



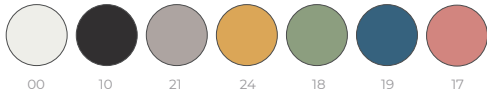
Polyamide




Beech wood



**POLYPROPYLENE**




**POLYURETHANE**



**UPHOLSTERED**


Fabric T




Fabric U



Fabric AE




Fabric AO




Fabric V




Fabric AI




Fabric D



Fabric M



Fabric A



**UPHOLSTERED - ONLY WITH BLUE / ORANGE STRUCTURE**


Steel



Steel



Fabric D



Fabric V



Fabric R



Fabric A



Fabric R



Fabric A





Available structure combinations

4 legs      Cantilever      Cantilever stool      Base with 4-spoke      Gas lift      Draughtsman chair      Bench seating



**White Frame**

- **White** arms
- **White** lower cover
- Structure - **Any finish**



**Black Frame**

- **Black** arms
- **Black** lower cover
- Structure - **Any finish**



**Blue/Grey/Red Coral/Green/Mustard**

- **White** arms
- **White** lower cover
- Structure - **White finish**



**Blue/Grey/Red Coral/Green/Mustard**

- **Black** arms
- **Black** lower cover
- Structure - **Black, Silver, Blue, Orange or Chrome finish**

4 wood legs

Wood legs stool



**Frame: Any finish**

- **Black** lower cover
- Structure / Base - **Any finish**

**Weight and Volume // Ecodesign**

Noom Serie 50								
MODEL	Packs	Weight	Volume	Materials Recycled materials	Production Aluminium, steel and wood	Transport Package and thinner free	Use To clean and maintain	Disposal Recyclable materials
	4 / pack			High	100%	100%	Easy	High
	4 / pack			High	100%	100%	Easy	High
	4 / pack			High	100%	100%	Easy	High
	4 / pack			High	100%	100%	Easy	High
	4 / pack			High	100%	100%	Easy	High
	4 / pack			High	100%	100%	Easy	High
	4 / pack			High	100%	100%	Easy	High
	2 / pack			High	100%	100%	Easy	High

**Materials:** Maximum use of materials to eliminate and minimize scraps. Use of recyclable and recycled materials in those components that do not affect the functionality and durability.  
**Production:** Maximum optimization of energy use. Minimal environmental impact. Last generation technological systems. Zero discharge of wastewater. No VOC coatings. Processes free of heavy metals, phosphates, OC and COD.  
**Transport:** Detachable systems. Volumes that facilitate the optimization of space. Maximum reduction of energy consumption by transport.  
**Use:** Quality and warranty. Long lasting. Replacements available.  
**Disposal:** Waste reduction. Supplier-manufacturer packaging reuse system. Components are easy to be separated. Inks in packaging are water-based, without solvents.

**Weight and Volume // Ecodesign**

Noom Serie 50								
MODEL	Packs	Weight	Volume	Materials Recycled materials	Production Aluminium, steel and wood	Transport Package and thinner free	Use To clean and maintain	Disposal Recyclable materials
	1 / pack			High	100%	100%	Easy	High
	1 / pack			High	100%	100%	Easy	High
	1 / pack			High	100%	100%	Easy	High
	1 / pack			High	100%	100%	Easy	High
	1 / pack			High	100%	100%	Easy	High
	1 / pack			High	100%	100%	Easy	High
	1 / pack			High	100%	100%	Easy	High

**Materials:** Maximum use of materials to eliminate and minimize scraps. Use of recyclable and recycled materials in those components that do not affect the functionality and durability.  
**Production:** Maximum optimization of energy use. Minimal environmental impact. Last generation technological systems. Zero discharge of wastewater. No VOC coatings. Processes free of heavy metals, phosphates, OC and COD.  
**Transport:** Detachable systems. Volumes that facilitate the optimization of space. Maximum reduction of energy consumption by transport.  
**Use:** Quality and warranty. Long lasting. Replacements available.  
**Disposal:** Waste reduction. Supplier-manufacturer packaging reuse system. Components are easy to be separated. Inks in packaging are water-based, without solvents.

## Weight and Volume // Ecodesign

Noom Serie 50								
MODEL	Packs	Weight	Volume	Materials Recycled materials	Production Aluminium, steel and wood	Transport Package and thinner free	Use To clean and maintain	Disposal Recyclable materials
	1 / pack			High	100%	100%	Easy	High
	1 / pack			High	100%	100%	Easy	High
	3			High	100%	100%	Easy	High
	3			High	100%	100%	Easy	High
	3			High	100%	100%	Easy	High
	3			High	100%	100%	Easy	High

**Materials:** Maximum use of materials to eliminate and minimize scraps. Use of recyclable and recycled materials in those components that do not affect the functionality and durability.

**Production:** Maximum optimization of energy use. Minimal environmental impact. Last generation technological systems. Zero discharge of wastewater. No VOC coatings. Processes free of heavy metals, phosphates, OC and COD.

**Transport:** Detachable systems. Volumes that facilitate the optimization of space. Maximum reduction of energy consumption by transport.

**Use:** Quality and warranty. Long lasting. Replacements available.

**Disposal:** Waste reduction. Supplier-manufacturer packaging reuse system. Components are easy to be separated. Inks in packaging are water-based, without solvents.

## Standards

**NOOM** has passed tests done in our technical department as well as the tests done in AIDIMA the Technological Institute for furniture. The tests correspond to:

Standard	Description

## Certificates

The different programmes get points in different environmental categories to get the LEED certificate or WELL certificate (sustainability, material and resources, water, energy and atmosphere, inner environment quality, innovation and design).

 <p>EN ISO 14006:2011 <b>ECODESIGN</b> Certificate</p>	 <p>UNE-EN ISO 9001:2008 <b>ISO 9001</b> Certificate</p>	 <p>UNE-EN ISO 14001:2004 <b>ISO 14001</b> Certificate</p>	 <p>ACTIU TECHNOLOGY PARK <b>LEED® PLATINUM</b> certified by USGBC Leadership in Energy &amp; Environmental Design</p>	 <p><b>Health &amp; Wellbeing of people through The space</b></p>
---	---	---	---	--